

This work is for students who are studying A Level Art, Craft, Design in Year 12. This work is flexible to work on throughout the summer and will support your first unit: Portraiture. Do complete as much as you can to give you a starting confidence for September. We look forward to seeing you again with your outcomes when you return/at the beginning of Yr 12 d.ioannou@sevenkings.school

SKS GCE Art, Craft, Design Theme: **Portraiture; Identity**


Activity 1: Self-Portrait Photography x 20-30 photos A4/5

Extension: Research Photographers/Artists to inspire your Portrait Photos

Subheadings: *Environment / Routine/ Objects/ Activities/ Imagination*

Take/Direct to be taken interesting self-portrait photos in your home/garden where safe x 20-30 photos printed/saved online in A4/5 that relate to the theme/subheadings.


You will use these to progress within the A Level curriculum to develop your ideas.



Wolfgang Tillmans



Cindy Sherman



Gregory Prescott inspired by Richard Avedon



The Photographers Gallery, London



Try to visit this gallery in the Summer break. NPG have enhanced their online Portrait exhibition experience also. Have a look...take inspiration. <https://www.npg.org.uk/>



Portrait of Felicia by Anne Clark in 1866

SKS GCE Art, Craft, Design Theme: **Portraiture;**

Activity 2: Online/in person if possible Gallery Research: Portraiture Art_x3-10 pages

Extension, Create viewfinders, responses from inspirational Art found

Make in person online Art, Craft & Design Gallery visits. How many can you visit? Collect exciting Portrait Art you like by printing or saving online. Note the Details/Information. Sketch content/work seen. **Keep all work to bring in for your new Yr 12 Journals**



Saatchi Gallery



Somerset House



National Gallery



Whitechapel Gallery



National Portrait Gallery



Serpentine Gallery



The Barbican



Royal Academy of Arts



Tate Modern

SKS GCE Art, Craft, Design Theme: **Portraiture; Identity**

Activity 3: Portrait Drawing Research & Self Portrait Drawings x 3-7 pages

Historical and Contemporary Artists Research to help you to start drawing quick and sustained self-portraits from your own photos.

Explore your own photos through black/coloured pen/pencil linear drawings. Use recycled/old journal pages, found paper sourced from home, like clean envelopes, packaging. Use the research, drawing style of Artists here or found yourself to help develop your confidence in portrait drawings.



Richard Johnson

Leonardo Da Vinci

Tip: Use online platforms such as Instagram, Youtube to learn how to draw portraits in various styles.

To support your Gallery Portraiture research, you can search this link to find Portraits (add in the search engine) throughout World Galleries

Ensure you note the details of the Artworks and save clear A5/6 versions of them

<http://www.artcyclopedia.com/museums.html>


Provide details:

Artist:

Medium:

Title:

Date:



Extension Activity If you are ready:

How do you think Dwayne Bell can help you to colour illustrate some of your drawings? Try to make some colour drawings like these...